



Riverside Primary Academy

Curriculum Topic Web




<p>Year: 1 Topic 2</p>	<p>Novel: Where's My Teddy? Or alternative book for Yr2 pupils. Educational Visit: Discovery Museum - investigating artefacts homes and toys.</p>	<p>Project Work / Home - School links: Investigate Old Toys - take photos, label pictures, and talk to people about it. Present findings to the class.</p>
--	---	---

English: Fiction Only
RWI
Extended writing through topic
Magical writing - fairy tales and stories linking to toys.
Poems and rhymes about people, children, school - familiar settings.

History:
Toys From the Past
(Borrow the Y5 Victorian Toys).
Discuss & compare toys from today & in the past.
Explain why children had different toys in the past (material/ culture).

Geography:

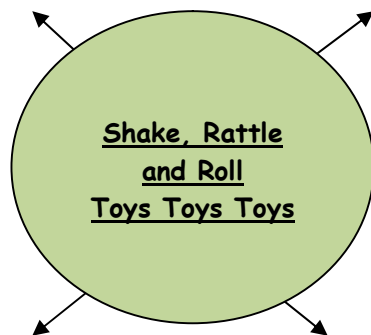


Forest School Link to Weather and Seasonal Changes

Subjects Taught
Discretely:
Maths,
PE - Gymnastics Floor Work
RE- Understanding Christianity - Incarnation - Why does Christmas matter to Christians?

Computing:
Digital devices
Use digital devices to capture images of toys. Understand that these can be stored on a computer, tablet or smart phone.
Online Safety Week


PSHE Link - Online Relationships, Relationships Education - Physical Health and Well-Being - Mental Wellbeing



PSHE / SMSC:
Feelings And Relationships
Circle time to establish routinely discussing emotions, reading facial expressions and becoming empathetic.
My unique family
Families and people who care for me
That others' families, either in school or in the wider world, sometimes look different from their family, but that they should respect those differences and know that other children's families are also characterised by love and care.
Gender stereotypes linked to topic
Toys for girls? Toys for boy? Colours for boys and girls? What a stereotype is, and how stereotypes can be unfair, negative or destructive.

Outdoor Learning:
Link physical exercise with science - pushes and pulls eg. Pupils using bikes, speeding up, slowing down, changing directions pushing and pulling. Use soft play area.

Forest School:
Using tools
Introduction to knots
Direction games.



Forest School Art / DT link

Science / Eco:
Seasonal Changes
Observe and describe weather associated with the seasons and how day length varies

Art / DT: -
Moving Pictures
To understand that simple levers & mechanisms create movements. Use drawings to represent products. Construction kits. Punch a hole safely using appropriate tools. To make, plan & evaluate.

Music:
Charanga
Music for Christmas production

Note: this topic web is an over view of teaching possibilities - class teachers are expected to develop creativity within the topic.